
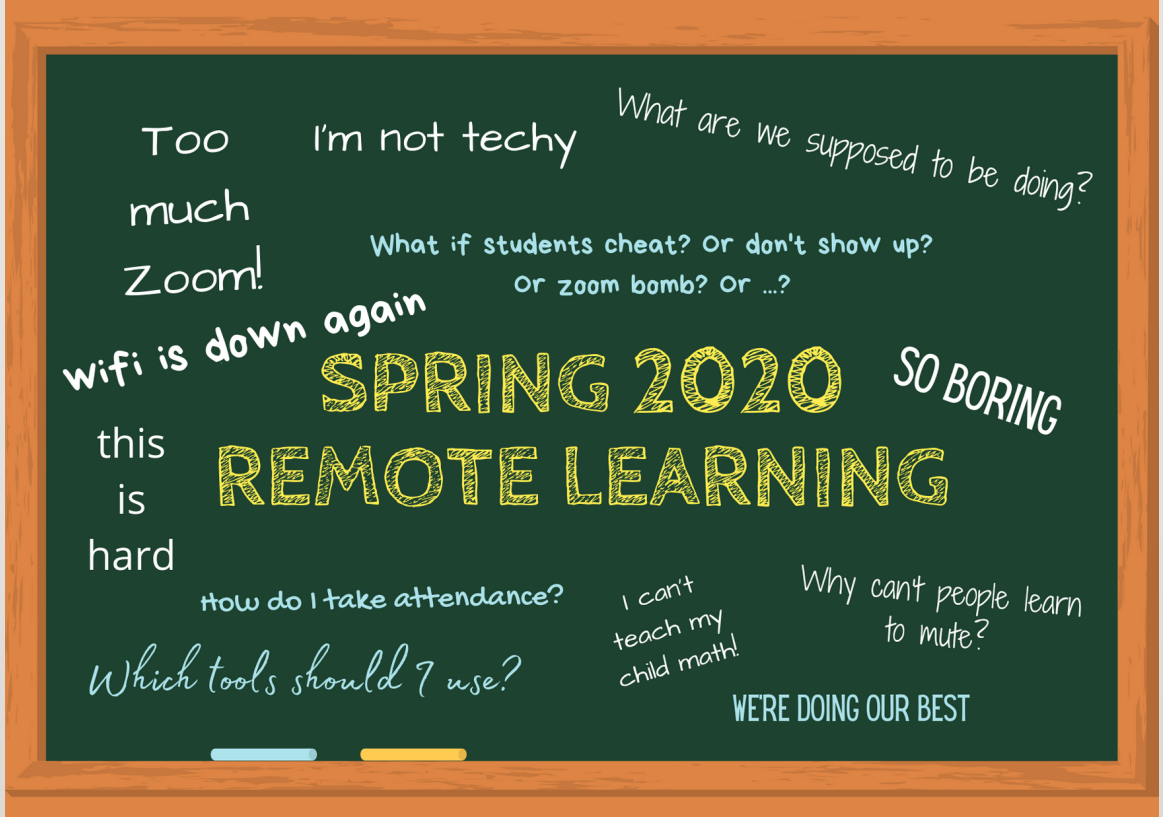


LET'S GET LEARNING (VIRTUALLY)

PERSPECTIVES AND TIPS FOR THE FALL 2020 TERM

Dr. Vanessa Dennen
Instructional Systems & Learning Technologies
Florida State University
vdennen@fsu.edu / @vdennen / vanessadennen.com





Too much Zoom!

I'm not techy

What are we supposed to be doing?

What if students cheat? Or don't show up? Or zoom bomb? Or ...?

Wifi is down again

SPRING 2020

SO BORING

this is hard

REMOTE LEARNING

how do I take attendance?

Which tools should I use?

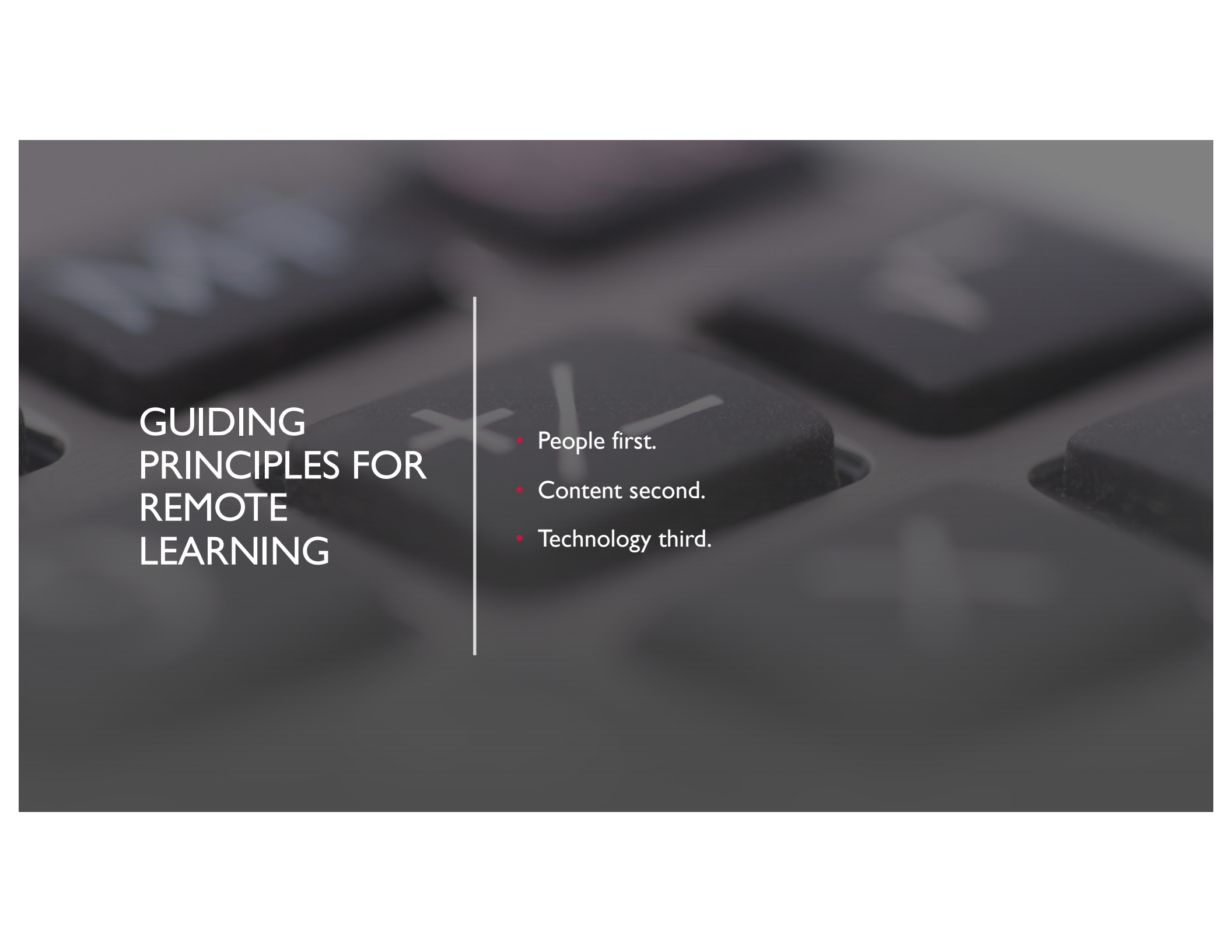
I can't teach my child math!

Why can't people learn to mute?

WE'RE DOING OUR BEST



FALL 2020
REMOTE LEARNING



GUIDING PRINCIPLES FOR REMOTE LEARNING

- People first.
- Content second.
- Technology third.

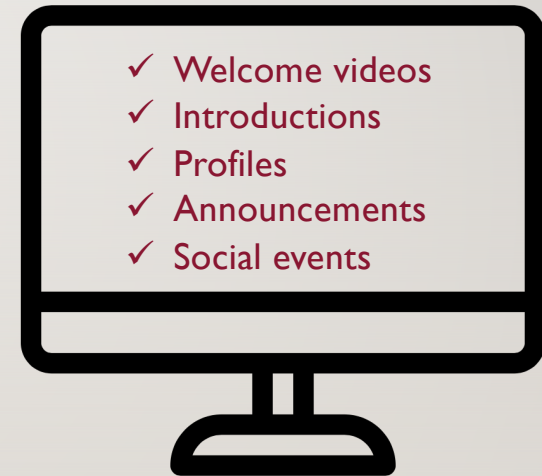
PRESENCE

TEACHERS

- Establish from Day 1, continue throughout
- Your students should see your smile and hear your encouragement when they read your words
- Set expectations for ongoing course presence (yours and students)

STUDENTS

- Make sure you are “seen”



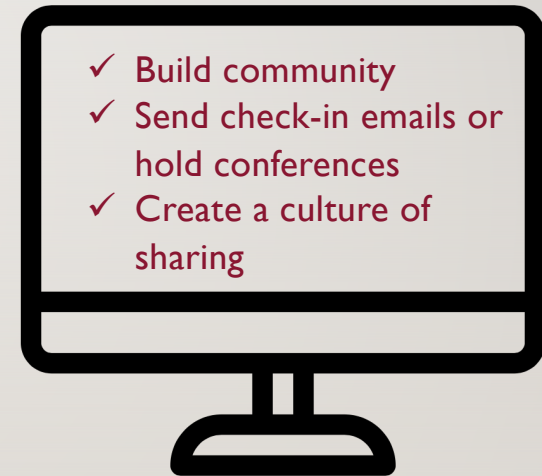
ENGAGEMENT

TEACHERS

- Provide space for student voices
- Encourage students to interact with each other
- Interact regularly with EVERY student
- Be pedagogical and peer-like, but not punitive

STUDENTS

- Interact with instructor *and* peers



RHYTHM

TEACHERS

- When planning, consider how the day or week will flow for you and your students
- Be predictable
- Remember that yours is not the only class

STUDENTS

- Develop a work plan and stick to it – especially for asynchronous or self-guided experiences



KINDNESS

EVERYONE

- Read/listen with grace
- Respond calmly and clearly
- Be flexible as needed
- Be patient as needed
- Give everyone the benefit of the doubt
- Remember teachers / students are new at this



USE THE INTERNET*

TEACHERS

- Go beyond the LMS
- Seek inspiration, content, examples, learning tools
- Teach course-relevant digital literacy skills

STUDENTS

- Make connections between class materials and what you see online
- Share what you find with your class

* Always consider what is age and context appropriate



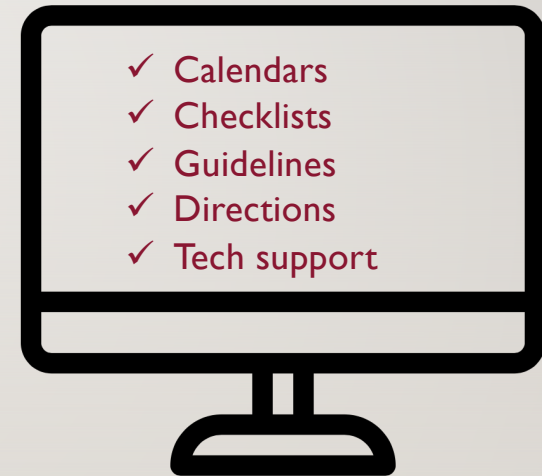
PLAN

TEACHERS

- Write out directions and expectations for everything: activities, interactions, tools, assignments
- Test those directions
- Explore loopholes in the expectations and plan for the unexpected

STUDENTS

- Review everything and search before asking
- Ask when clarity is lacking
- Keep a calendar



FALL 2020 REMOTE LEARNING

Presence

Engagement

Rhythm

Kindness

Use the Internet

Plan

REMINDER FOR TEACHERS

YOU ARE THE BEST TOOL
YOU WILL FIND.
FOSTER RELATIONSHIPS
AND CURIOSITY – THE
REST WILL FOLLOW.

REMINDER FOR STUDENTS

WHAT YOU GET OUT OF
THE EXPERIENCE WILL
REFLECT WHAT YOU PUT
INTO IT.

REMINDER FOR PARENTS

YOUR STUDENT IS
LISTENING.

TEACHERS ARE
COUNTING ON YOU AS
PARTNERS.

YOU CAN HELP THEM
ALL SUCCEED.

LET'S GET LEARNING (VIRTUALLY)

PERSPECTIVES AND TIPS FOR THE FALL 2020 TERM

Dr. Vanessa Dennen
Instructional Systems & Learning Technologies
Florida State University
vdennen@fsu.edu / @vdennen / vanessadennen.com

